

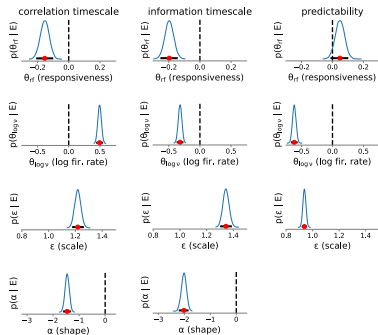
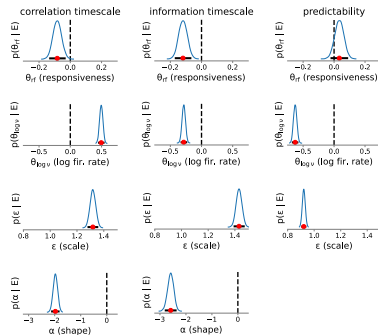
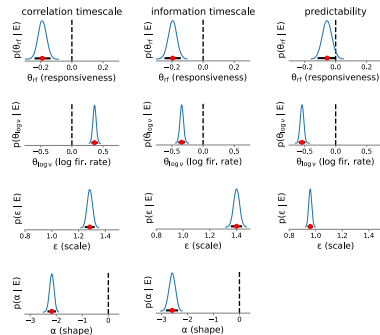
A**Functional Connectivity (natural movie)****B****Brain Observatory 1.1 (natural movie)****C****Functional Connectivity (spontaneous)**

Figure S18. Posteriors for non-hierarchical parameters of the cortical groups model. Posterior densities for non-hierarchical parameters of the cortical groups model are very similar to the hierarchy score model (c.f. Supplementary Fig. S17).